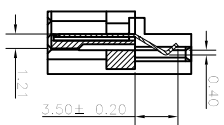
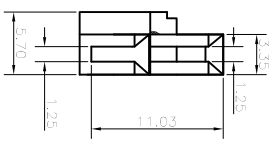
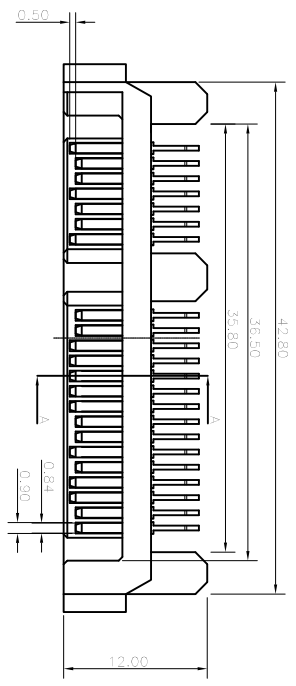
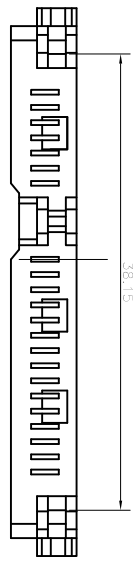


版本 REV.	變更內容 MODIFICATION	日期 DATE	修改 DRAW
------------	----------------------	------------	------------

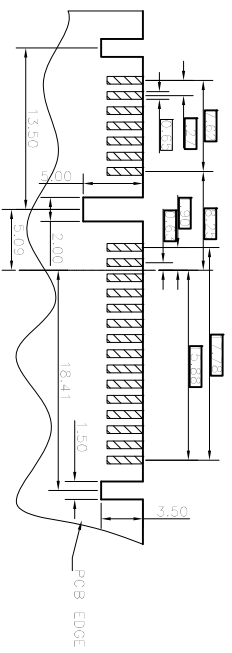
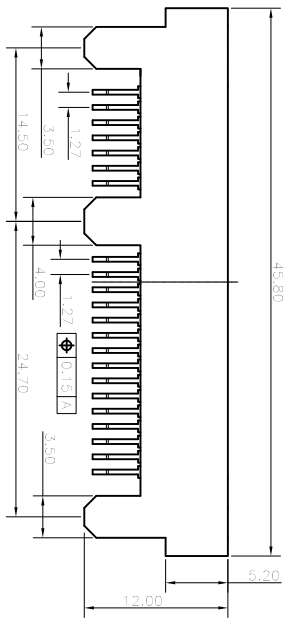
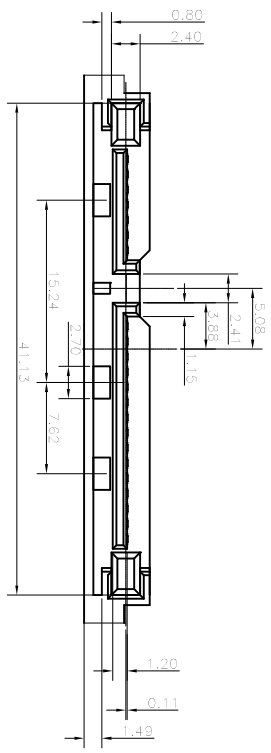
NOTE:
 PRODUCT MUST MEET ROHS SPEC.
 HOUSING: LCP E130I WITH 30%GF, UL 94V-0, BLACK.
 CONTACTS: BRASS C2680-H T=0.25.
 2. FINISH:
 1~3u"min AU PLATED SEE TABLE.
 50u"MIN NICKEL UNDER PLATED OVER ALL.
 100u"MIN MATTE TIN PLATED IN SOLDER TAIL.

3. WAVE SOLDER CAPABLE TO 265°C.
 4. MARKED SHOULD BE CONTROLLED BY QIP
 5. MARKED SHOULD BE MEASURED IN FAI

6. ELECTRIC:
 CONTACT RATING: 1.5A PER CONTACT
 CONTACT RESISTANCE: 30mΩ MAX
 INSULATION RESISTANCE: 1000MΩ MIN
 DIELECTRIC WITHSTANDING VOLTAGE: 500VAC
 OPERATING TEMPERATURE: -40C ~ +85C



SECTION A-A
SCALE 2:1



RECOMMENDED PCB LAYOUT
TOLERANCE ± 0.05

EJT EVERTRON

PART NO:	MATERIAL:	PART NAME:	
MODEL NO:	FINISH:	SATA 7+15P卡板式公头 (去三角, 卡槽加深)	
UNIT: mm	SIZE: A4	DR:	SCALE: 1:1
TOLERANCE UNSPECIFIED		CHK:	SHEET: 1 of 1
X ±0.30		DWG NO: ET-SATA-22-S	REV: A0
XX ±0.20		APP:	
.XXX ±0.10			
ANGULAR ±3°			